




123 Avery, Clinton Township, MI 48036 (Shop)
Office Ph: (586) 790-2678, Fax: (586) 790-2653, Shop: (586) 465-0339
Email: duckguylsb@juno.com, Web: www.lockstockbarrell.com

- Duck Hunting Boats
- The E. Allen Decoys
- Videos-Hunting & Decoy Painting
- Books
- Paints (FME & Golden Acrylic)
- Brushes
- Rigging Supplies
- Guide Services

Lou's Guide Service: Michigan
Covered Gate Lodge: Texas
Red Sky Guide Service-Fish: Michigan



INDEX

- 3 Introduction to LSB & EADC
- 5 Whistler 2-man Layout Boat
- 7 Whistler's Kid Brother-prototype
- 8 South Bay Scooter-2 man Marsh & Layout Boat
- 10 Brant II Scull Boat-2 man
- 12 Brant II-X Scull Boat-2 man "X-treme"
- 14 Sculling Article by Chuck Lichon
- 16 The "Mud Box" -Let's you hunt where the birds are
- 18 Introduction-E. Allen Decoy Company-Decoy Prep Info
- 20 E. Allen Decoy Pricing-2007
- 21 Decoy Pictures-Teal-Buffy-Bluebill
- 22 Decoy Pictures-Goldeney-Oldsquaw-Woody-Pintail-Widgeon-Ruddy-Shoveler
- 23 Decoy Pictures-Ringneck-Stan. Can-Coot-Mergansers-Mallard Wing Preener
- 24 Decoy Pictures-Gadwall-Magnum Mallards (floaters)
- 25 Decoy Pictures-Brant-Magnum Cans-Magnum Buffy
- 26 Decoy Pictures-Magnum Goldeneye-**Mag. Mallard by Muhs**-Mag. Mallard Field
- 27 Decoy Pictures-Redhead series (magnum)-Standard Ringneck (Sleeper)
- 28 Decoy Pictures-Super Magnums-Goldeneye, Canvasback, Bluebill-"Biggies"
- 29 Decoy Pictures-Scoters-Eiders-Head comparisons
- 30 Decoy Sheets-explanations & carvers
- 38 Decoy Dimensions-Body Size
- 39 Video & DVDs-Scull Hunting-Painting Decoys (Vol. I-Drakes & Vol. II-Hen Mall.)
- 40 Books-Bruce Burke-Vol. I & Vol. II
- 41 Books-Costilow & Tom Matus (2)
- 42 Color Harmony Chart & Rigging Supplies
- 43 Flat Marine Enamel (FME)-Info, List & Prices
- 44 FME Color Chart
- 45 Painting Your Boat-"How To"
- 46 Golden Acrylics Paint-Introduction
- 47 Golden Acrylics-Color Chart-Matte Acrylics (M/A)
- 48 Golden Acrylics-Color Chart-Matte Fluid Acrylics (MFA)
- 49 Golden Acrylics-Pricing
- 50 Brush List-Loew Cornell
- 51 Photo Gallery-Hen Can-Drake Oldsquaw-Eider D&H-Redheads-Drake Mallard
- 52 Photo Gallery-Widgeon-Eider-Fermi II-Oldsquaw Rig-Cinnamon Teal-Redhead-GE
- 53 Photo Gallery-Hen Mallard & Hen Canvasback
- 54 Photo Gallery-Harlequin
- 55 Photo Gallery-Camo patterns-Open Water Gray & Reed Stripe patterns
- 56 Hunt Successes-LSB
- 57 Lou's Guide Service
- 58 Prices-Misc.
- 59 Prices-Boat & Supplies
- 60 Order Form.....**All prices** subject to change for no-apparent-reason

Lock Stock & Barrell, Inc. and The E. Allen Decoy Company

Dear Fellow Waterfowlers,

Thank you for your interest in **LOCK STOCK & BARRELL, INC.** and our waterfowling products. We are currently manufacturing five duck hunting boats:

1. **The Brant I-** a one man sculling boat, functional for hunting the marsh either sneak shooting or laying in wait along rivers and lakes.
(cockpit dimensions-34" x 51")
2. **The Brant II-** a two man sculling boat, excellent for rivers, lakes and marsh. We also carry the sculling oar, spray dodger and full camouflage sculling/hunting blind.
(cockpit dimensions-*front 26" x 44" *rear 29" x 44")
3. **The South Bay Scooter-** a two man marsh/layout boat, complete with storage below deck, gun racks, shell holders, back rest and lock down hard cover & optional blind.
(cockpit dimensions-42" x 73")
4. **The Whistler-** a two man "Pumpkinseed" style layout boat comes complete with dodger, hardware, backrest, removable floor and installed floatation...ready to hunt.
(cockpit dimensions-58" x 98") *****NEW*****
5. **The Brant II-"X"-totally redesigned deck for added stealth and hunter convenience.**
This re-design of a time tested boat is dynamic.....see enclosed sheet..

Our **Waterfowling Boats** are hand laid fiberglass with closed-cell foam floatation. You will note that we are offering our boats in kit form. The kit will include all the fiberglass parts as they come out of the molds (trimmed), along with a hardware package, and in some boats, an adhesive package and floatation package. We also have complete video/CD assembly manuals for each kit. These videos are easy to follow and the video on the Brant II also includes a "How To" on sculling along with some photographic work using the Brant II. When you purchase your boat, the video is included (on loan), otherwise, it is \$35.00 (\$20 is refundable upon return of the video). Once you have studied the video, you should have no problem with assembly. The Brant II is a snap to assemble, whereas the South Bay Scooter and the Whistler are a bit more labor and skill intensive but well within the capabilities of most "Tool-Timers".

Your boat will be shipped via Yellow Freight. We have had very good success with them as our carrier. They pick the package up at our shop and deliver it to your door. They will usually notify you when it arrives at their dock to arrange a convenient delivery time. You may pre-pay your freight or accept freight-collect, your choice. Shipping costs vary depending upon your distance and accessibility from our shop in Michigan: PA/\$350+, ME/\$400+, GA/\$400+, TX/\$500+, CA/\$600+, WA/\$675+, AK/\$700+ (the Whistler will be higher). As the package crosses the Rockies, the shipping cost goes up. We will get you the best pricing available. Your exact shipping cost would be determined at the time of ordering/shipping. There is also a \$250.00 to \$300.00 packing/crating charge, depending upon which boat you purchase. You can save all crating & shipping charges by picking your boat up at our shop.

***** NEW ***** NEW ***** **2002******* NEW ***** NEW *****

Our Newest project is a **Field & Marsh-Mummy Blind-Kit**. We have developed this product to make your field/marsh hunting effective, comfortable and dry. This blind is available as a **kit** and is easily shipped via UPS & FedEx, saving you considerable delivery expenses. See enclosed sheet for details.

We are also manufacturing a 6' long fiberglass goose decoy/blind to be used for open field hunting. We have found these to be very effective on both ducks and geese. You sit inside the decoy/blind, with other decoys spread around you. When the birds are in range, you sit up, the lid/lids flip out of the way and you can easily pivot to shoot. Viewing slots can be cut to provide the visibility you desire. Viewing is also done through the lid cuts. The decoy comes in primer so you can paint it to match the type of geese you are hunting in your area. We have tested it in Michigan, Texas and Indiana for over 17 years and find it most effective, having proven it on Canadian geese, Snows & Speckle-bellies & Sandhills. You can paint your decoy in flat latex paints, our Flat Marine

or spray paints (rattle cans). We offer the decoy with a 31" shoulder height, which you can modify, if you wish, to your own specifications....**kit or ready-to-hunt.**

We have been carrying the **E.ALLEN DECOY** for more than a decade and are the primary dealer for these birds. We are also the manufacturer, having purchased the entire company in 1996. We stock the full line and usually carry a large inventory, there is no "off season" for us with our products and availability. These decoys are high density Urethane Foam. They are a very tough, resilient decoy and are impervious to gasoline and most common solvents. All these decoys are molded off patterns carved by Blue Ribbon World Class Carvers. You can now "paint along with the experts". All decoys are provided unpainted, heads detached and pre-primed at the factory. This gives you the option of any head position, attitude, sex and color selection you desire. You can modify and carve these birds as you wish, making preeners, feeders, sleepers and the like. You merely wash the decoy down with lacquer thinner or methyl alcohol, scuff with 3M SCOTCH BRITE (green) while washing, mount the head and paint. Though they carve like balsa, you will find them to be a tough, long lasting decoy. We have full support for you with these decoys...books, brushes, adhesive, paint (**Flat Marine Enamels & Golden Matte Acrylics**), primer, clear coat, keels, mother line, decoy line & clips.

We are now providing these birds painted in quantities from **single samples to full hunting rigs**. These birds are on a limited basis, so order early. Single samples can be purchased as painting examples, mantle ducks, **lamps** or merely a "look-see" prior to purchasing a full rig. They make excellent gifts for the hunter.

The "**WHISTLER**" is our "**single purpose**" **layout boat**. It is a **2-man Pumpkinseed style layout boat**. This style of boat was developed to handle the big waters of The Great Lakes here in Michigan, and has proven itself over decades of usage. Our boat has been refined to give good towability, excellent stability, safety and hunter comfort. This boat is hand laid fiberglass with full floatation and non-rusting hardware and fittings for a tough boat that will give you years of use and then can be passed on to the next generation of hunters. You will be proud to own a "WHISTLER".

Our newest "addition" is the NEW & IMPROVED....."**Brant II-X**" (Yup...**Xtreme sculling**). This is a redesign of our time tested Brant II scull boat. We maintained the same design of the hull and look to the boat (Merry Meeting Bay style of sculler) but have added improvements that we've been thinking about for over 20 years. There is a sheet in the catalog that highlights the new **Brant II-X**

"On the drawing board" is our **1-man layout** that is the "**Kid Brother**" of our Whistler. We have our prototype made and have been testing it the last two season and it's performing exactly as planned. We still have to make a 2nd prototype from which to make molds. This is still a "work in progress" and we have pictures on our website.

We try to keep an inventory of boats for your convenience and you will at times be able to order from stock. During the busy season, a deposit will secure your boat and delivery will be scheduled as soon as it is finished. We will do our best to have a boat available when you want it...please order early.

Yours in Waterfowling,

Lou Tisch
Pres., LSB,Inc

Anne Tisch
Office Mngr., LSB,Inc.



HELPING YOU ENJOY YOUR SPORT!

LOCK STOCK & BARRELL, INC. * 36568 Boyce Dr., Clinton Twp., MI 48035 (offices)


Phone: (586) 790-2678 Fax: (586) 790-2653, E-mail: duckguylsb@juno.com

www.lockstockbarrell.com

www.eallendecoys.com



THE WHISTLER



 Lock
Stock &
Barrell, Inc.

Lock Stock & Barrell, Inc.
36568 Boyce Drive (offices)
Clinton Twp., MI 48035
Ph: (586) 790-2678
Fx: (586) 790-2653
Email: duckguylsb@juno.com

LOCK, STOCK & BARRELL, INC.

Introduces

"THE WHISTLER"

"THE WHISTLER" is a 2-man Lake Erie style Layout Boat. This is a redesign and refinement of the time honored and proven "Pumpkin-seed" type of layout rig. This boat is built to handle the large bodies of waters of the Great Lakes of Michigan. "THE WHISTLER" is a very stable and towable design and is a tremendous advantage to the waterfowler when added to his arsenal of equipment.

Features of "THE WHISTLER" include:

- All hand laid fiberglass construction
- Core and solid reinforcement of deck and hull
- Full foam floatation
- Vinyl rub rail and coaming trim
- Adjustable non-shrinking spray curtain
- Solid floor with adjustable back rest
- Forward & aft mounted cleats and anchor guides
- Bow eye with towing leader designed to lift bow
- Ample storage along sides and behind back rest
- Forward placed cockpit for balance (center weighted)



Specifications of "THE WHISTLER":

Length 13'6"
Beam 6'8"
Cockpit length..... 8'2"
Cockpit width 4'10"
Approx. weight 230 lbs.

This safe two man layout boat provides a stable shooting platform without the excess weight. It is easily launched and can be towed by most power boats.

The quality all fiberglass construction will provide the hunter with years of trouble-free, safe, dependable service.

LOCK, STOCK & BARRELL, INC.

36568 Boyce Drive
Clinton Twp., MI 48035 (offices)
Ph: (586) 790-2678
Fx: (586) 790-2653
Email: duckguylsb@juno.com

The WHISTLER'S....."KID BROTHER"

"**THE WHISTLER'S KID BROTHER**" is a 1-man Pumpkinseed-Style Layout Boat. This is a re-design and refinement of our **Whistler**, 2-man Layout Boat. This boat is built to handle the large bodies of water of the Great Lakes of Michigan. We have sectioned a portion out of the **Whistler** (two man layout boat) to create a one-man, "**Kid Brother**" of the **Whistler**, with the same stability, safety, and hunting capabilities as the original.




This "**Kid Brother**" is still in the development stages. We have built one prototype (seen here) and have been testing it for two seasons. It's performing exactly as planned. We will be building another set of prototype parts and then building molds from those plugs. Once that is done and proofed, we will be going into production. Thanks all and watch the website for announcements. Lou



www.lockstockbarrell.com





THE SOUTH BAY SCOOTER

 Lock
Stock &
Barrell, Inc.

36568 Boyce (office)
Clinton Twp., MI 48035
Ph: (586) 790-2678

www.lockstockbarrell.com

THE SOUTH BAY SCOOTER



The **South Bay Scooter** is a waterfowl craft designed for performance. With only the serious sportsman in mind, Lock, Stock and Barrell, Inc., has produced a craft that performs equally well in the marsh and open water. The hand-laid fiberglass construction offers the waterfowler a safe, durable craft that will give years of continuous service in all hunting conditions.

Safety, durability and ease of operation were primary concerns in the development of the **South Bay Scooter**. The **South Bay Scooter's** spacious cockpit is capable of transporting two hunters, dog and gear. The wide beam allows two hunters to shoot side-by-side during a

layout hunt. The **South Bay Scooter** lists standard equipment features seldom found as options on other craft:

- Gun Racks
- Removable Back Rest
- Locking Hard Cover
- Shell Boxes
- Storage in Floor Boards

As an option, the **South Bay Scooter** can be equipped with a quick-set blind that may be removed for field use.

Specifications

Hull and Deck Material —
Hand-laid fiberglass construction

Flotation —
Closed cell urethane foam

Finish — Open water grey

Dimensions —

Length	72" 4"
Beam	53"
Depth Amidship	15"
Approximate Weight	190 lbs.
Maximum Capacity	2
Maximum Weight Capacity	465 lbs.
Maximum Horsepower Rating	7½ H.P.

Meets U.S.C.G. Standards

Prices and Order Placement

The **South Bay Scooter** (Shipping not included) . . .

Quick-Set Marsh Blind and Slip-On

Camouflage Cover (specify white or camouflage) . . .


- All **MI** residents please add an additional 6% for sales tax
- All shipments will be made commercial carrier FOB from **MI**
- Allow six weeks for delivery
- In ordering please include name, address, zip code and telephone number
- VISA & MasterCard accepted

All prices subject to change without notice



**Lock
Stock &
Barrell, Inc.**
36568 Boyce (office)
Clinton Twp., MI 48035
Ph: (586) 790-2678
www.lockstockbarrell.com






Introducing
THE BRANT II

A two-man scull boat
designed for the serious
waterfowler.

Direct all inquiries to:



36568 Boyce Drive
Clinton Twp., MI 48035
Ph: (586) 790-2678, Fx: (586) 790-2653
Email: duckguylsb@juno.com

THE BRANT II

The **Brant II** is a two-man scull boat designed by Lock, Stock and Barrell, Inc. to meet the demanding needs of the modern waterfowler. The hand-laid fiberglass construction offers the sculler a safe and durable craft. The versatile **Brant II** can also be used for layout as well as marsh hunts. The spacious cockpit, molded shell boxes, and integrated motor mount are key design features for the convenience and comfort of the waterfowler. Camouflage-mounts on the deck of the **Brant II** allows the waterfowler to camouflage using available natural materials.

Specifications

Hull and Deck Materials — *Hand-laid fiberglass construction*
 Flotation — *Urethane foam*
 Finish — *Open water grey*
 Dimensions —
 Length 16' 1"
 Beam 45"
 Depth Amidship 18"
 Approximate Weight 160 lbs.
 Maximum Capacity 2
 Maximum Weight Capacity 465 lbs.
 Maximum Horsepower Rating 6 H.P.
 Meets U.S.C.G. Standards

Prices and Order Placement

The Brant II	SEE	\$5.00 (Shipping not included)
Sculling Oar	PRICE	\$4.00
Spray Dodger	SHEET	\$1.00

- All Michigan residents please add an additional 6% for sales tax.
- All shipments will be made commercial carrier F.O.B. from Ellettsville, Indiana, Clinton Twp., Michigan
- Allow six weeks for delivery.
- In ordering please include name, address plus zip code and telephone number.

All prices subject to change without notice.



Lock
 Stock &
 Barrell, Inc.
 36568 Boyce Drive (offices)
 Clinton Twp., MI 48035
 Ph: (586) 790-2678
 Fx: (586) 790-2653
 Email: duckguylsb@juno.com
 www.lockstockbarrell.com



THE “BRANT II-X”



We have been manufacturing the Brant II (2-man scull boat) for over 20 years now. During this time, we have been dreaming about improvements that we would like to incorporate into the boat, “should” we ever get a chance to re-design it. Well, the time has come.

We have maintained the hull shape since this has proven to be a very sea worthy, stable and efficient design. The basic hull has merely had some changes made in the transom and assembly flanges. The deck on the other hand has been completely redesigned to incorporate over 20 years of ideas. We have maintained the “look, feel & design lineage” of the Brant-II, but went back to the drawing board.

The transom board has been incorporated into the laminating schedule of the deck, for ease of laminating, assembly and strength for usage. The motor box is now a separate unit and is bonded into the deck after assembly. This has allowed us to achieve a better clamping angle for more secure motor mounting. Both cockpits have been widened, both eliminating the ammo tray “bump outs” and enlarging the effective space within the boat for occupants and gear. This enlargement of the cockpits will also allow more versatility when sculling, layout shooting or marsh hunting. The backrests are now a rivet/attached feature of the boat and allow more latitude during assembly and usage. We are currently making the backrests from Kelron.....a very tough and resilient polypropylene material. These Kelron backrests have their gray (or optional black) color impregnated throughout the material. The shell boxes are now a vacuum formed ABS plastic that shows great resilience in our tests and can now be custom installed for convenience. We have also increased the height of the deck by just over an inch to give a little more boat depth and “hide” when sculling. This has proven to be a great design advantage.

The deck to hull connection has been completely redesigned for several reasons, but primarily to make the boat a drier boat when motoring. We have added a flared flange to the hull to mate up with the corresponding edge of the deck. These surfaces are mated & bonded for strength and rigidity. This gives us a hard upper-chine to shed water away from the boat when motoring.


We gain a drier running boat, which adds to hunter comfort and safety. It also aids to stabilize the boat during a radical turn as it acts as an “elevator” to lift the edge of the boat as water flows under this flange.



The entire flotation system of the boat has been redesigned and is currently available with packages of CL foam (2# density) sheeting installed in the stern, along the sides, under the center section and in the bow. We are working on flotation tanks (ABS plastic) that will be foam filled and installed in the stern, along the sides along with urethane and CL foam under the center section and bow. This gives us even more flotation than is required and provides you with an added margin of safety should it ever be needed.



These improvements were implemented to increase the ease of lamination, assembly and huntability. The assembly ease becomes a critical factor when you consider that many of our boats are sold as kits. We are pleased with the Brant II-X and believe that you will be too.



Sculling Gets Hunters Close

By Chuck Lichon
Photos by the Author

During the market hunting era when waterfowl limits were non-existent, numerous types of boats were used to outwit ducks and geese. Maximum performance in those days meant anywhere from dozens to hundreds of birds downed on any given day. Not only were the waterfowling rigs unique, but deadly punt guns added tremendously to the market hunter's arsenal.

In his book, *Duck Shooting*, author Eugene Connett in the early 1900s discussed the various types of boats and shooting techniques once used to hunt ducks. One method was sculling, and it was used by market hunters to slaughter waterfowl by the hundreds and thousands.

"The boat used for sculling was a low, flat-decked type with a coaming around the cockpit and a sculling hole out through or over the stern," Connett wrote. "Ice and snow were piled on the deck and around the coaming to give the appearance of a large cake of ice

November 1998

Both forward motion and steering of the sculling boat are accomplished with the use of a long rudder that sticks out the stern of the boat.

drifting with the tide. The hunter, dressed in a white coat and hat, lay on his back or side, with his feet forward under the deck. He operated a curved sculling oar over his shoulder and out through or over the stern. This method of approach had to be done very carefully, lest the ducks be frightened by seeing a cake of ice rocking badly in quiet water or drifting unnaturally against the tide or wind. When properly done the birds were entirely unafraid."

Times have certainly changed with respect to waterfowl numbers, limits, and hunting techniques. Wood boats have been replaced with fiberglass, four-gauge bores with 12-gauge guns, and lead shot with steel or some other non-toxic metal. Limits on birds have gone

from all you could shoot to today's very conservative bags. Sculling, however, is still used to hunt both ducks and geese.

Today's sculling techniques are not much different from those of days gone by. The boats still employ a poler in the back and gunner in the bow. And although bluebills were heavily hunted back in the early 1900s with this method, sculling is used for almost all species of waterfowl, including mallards, red-heads, coots, and geese. Sculling on flat water or down a river or stream can pay big dividends for those who enjoy this method of hunting.

Sculling can be likened to jump shooting with the advantage of keeping low in the water, and therefore hidden from the keen eyes of the waterfowl. It allows you to gain valuable distance before jumping the birds, and it is also an excellent method for photographing.

The person at the helm propels the boat by twisting the sculling oar blade in a figure-eight pattern, providing just enough motion to propel the water

Michigan Out-of-Doors

On flat water or down a river, old-time waterfowling method can pay big dividends.

backward and hence the boat forward. Sculling is quiet, exciting, and effective in all types of water, including marsh, open water, and stream. Birds seem to be confused by this large floating mass of material, or at the very least they are usually not overly concerned by its presence. They continue to mill around until you decide to pop up from your low profile.

Scullers often will scout an area before setting out, glassing for rafts of birds, then moving in from an upwind position. As you move within range, the hunter at the helm pivots the boat to get both hunters into shooting position. Some hunters even work a scull boat with a layout rig. The scullers work area rafts of birds, keeping them in flight in hopes they will work toward the position of the layout.

One of the foremost scullers in Michigan is Lou Tisch, owner of Lock, Stock & Barrel. Lou likes sculling so much he commercially builds the boats in his shop in St. Clair Shores.

November 1998

His *Brant I* is a one-man sculling boat that is used for hunting marshes, either sneak shooting or lying in wait along rivers and lakes. Tisch's *Brant II* is a two-man rig and is excellent for river shooting, as well as lakes or marshes. The *Brant II* is a 160-pound 16-footer with a 45-inch beam and 18-inch depth. It comes either pre-assembled or in kit form.

Lou often tells about the time he was piloting the lead boat with a couple of friends on a river in Indiana. A woodie came whistling right down on Lou and his partner, and after the third shot the bird splashed down on the river. They continued moving down the river, and within seconds shots were fired from behind them.

Lou turned around to see the hunters in the second sculling boat drop one of three flushed wood ducks. Lou and his partner sculled right past those three woodies tucked up against the bank. As soon as the hunters passed the ducks, the oar movement behind the boat spooked the birds and they flushed over the trailing boat.

My first effort at sculling came with Lou along the west end of the Saginaw Bay, near Linwood. The day was one we often refer to as a "bluebird" day: no wind, mild temps, and partly sunny. Lou got out his binoculars to scan the flat water for birds. This particular day we were looking for rafts of coots.

Waterfowlers for various reasons often overlook coots. The flavor of the meat is often likened to crow or sea gull. Actually though, like a lot of wild game, if properly prepared, the breast meat on a coot is quite good. Another reason they are not hunted much is their erratic flight pattern. Usually only a few feet off the surface of the water, coots will fly only far enough to get out of harm's way. This may be only a few hundred feet. They rarely fly anywhere near a decoy layout, and therefore must be hunted with a more non-traditional method, which usually involves sneaking up on them.

Lou spotted several rafts only a few hundred yards off shore. We loaded the boat and headed toward one of the

flocks. As Lou worked the oar back and forth, the sound was mesmerizing, relaxing me on this unusually mild November day.

As we neared the first raft of birds, Lou told me to get ready. I was too low in the bow to see the birds and didn't want to spook them. At this point I could feel the boat go from moving straight ahead to turning slightly, or into shooting position. A few more seconds and Lou quietly told me we were in position. I sat up and watched the surprised look as the birds started to scull in all directions. I took aim on a small group and ended up three for three.


We ended up sneaking up on a few more flocks, enough to give me an idea of the basic "what's this all about?" of sculling techniques. I was satisfied and ready to work the more traditional puddle and diver ducks.

No question that sculling is very different from other methods most waterfowlers are accustomed to. It's a tradition that I am sure many modern duck and goose hunters would pursue if given the opportunity. It's a "hands-on" technique, so to speak. Rather than waiting for the birds to come to you, you go after them. No calling, no decoy rigs; just you, the boat, and your gun.

For more information about sculling and sculling boats, contact Lou Tisch at Lock, Stock & Barrel, P.O. Box 267, St. Clair Shores, MI 48080, 810/790-2678, fax 810/790-2653. □

From the back of his sculling boat, Lou Tisch glasses the Saginaw Bay shore for sitting flocks of waterfowl.


43



“The Mud Box”-Field & Marsh Blind-Kit

Designed by Hippie-Developed/Presented by: Lock Stock & Barrell, Inc.

web: www.lockstockbarrell.com, phone: (586) 790-2678, email: duckguylsb@juno.com




This kit, which is UPS-shippable, includes the components (except adhesive) you require to build this blind. It comes in 6 pieces of black ABS plastic (includes backrest & cover) that are easy to assemble using an ABS adhesive mix. You will now have a comfortable, water-tight blind for those wet/muddy/marshy areas where the birds frequent. The blind is easily painted or camouflaged with a patterned covering or local materials for an effective “hide”. You can now set up where the birds want to be! Intro @ \$349



THE MUD BOX

Field & Marsh Blind-Kit

Lock Stock & Barrell, Inc.
36568 Boyce (office)
Clinton Twp., MI 48035
(586) 790-2678, duckguylsb@juno.com



THE E. ALLEN DECOY

The **E. Allen Decoy** is a high density urethane foam reproduction of a pattern produced by Blue Ribbon Carvers. These decoys are tough and will stand up to years of use. They are impervious to most solvents, i.e. gasoline.

Your decoy is supplied unpainted with the head detached. This allows you total flexibility regarding the attitude and coloration of your decoy. Trim and/or file the bottom flange smooth. Once you have determined the attitude and direction of your decoy's head, both mating surfaces (head & body seat) must be sanded or scuffed to prepare



for bonding. The head can be cut off at any height or angle desired and the body can be modified as required to give your desired positioning. Most of these decoys have an air pocket underneath with a slot for the keel to be installed. Drill 1 or 2 small holes through the underside of the head seat in the area of the keel slot. Install a screw (i.e. 3 1/2" galvanized deck screw with washer) up through the underside into the bottom of the head. This is a trial fit. When you have assured yourself that all is satisfactory, remove the head and prepare for bonding.

If your decoy comes with a flat bottom, it will have an internal keel installed at the time of casting. To mount the head, you will drill a 3/16" hole down from the center of the head seat of the body through the bottom of the keel. This hole will need to be drilled oversized from the bottom to recess the screw head (approx. 3/4"). Establish the exact position of the head on the body and mark this on the body with alignment marks on the head. You can now drill a series of 3/16" holes in a circle around the rim of the underside of the head and within the head markings on the body. These help give a little extra bite for the adhesive. We recommend our catalyzed polyester marine putty (waterproof) or a similar product (i.e. "Bondo") for adhering the head and patching any boo-boos. Mix your adhesive, set the head in place and run a 3 1/2" galvanized deck screw up into the head. The head is dense enough to hold the screw. It is a good idea, with some heads (i.e. Super Mags.) to run a screw up through each side of the air pocket into the head for extra anchorage. Clean up extra adhesive with acetone, lacquer thinner or the appropriate solvent for the adhesive chosen.

SURFACE PREPARATION

Your decoy will require very little surface preparation prior to painting. New manufacturing processes allow us to supply you with a decoy that is pre-primed at the factory. This allows you to maintain all the detail originally cast into your block. **You will need to wash your decoy down with a solvent (i.e. shellac thinner or lacquer thinner) to clean the surface of any surfacing agents, then scuff your decoy with a 3M SCOTCH BRITE PAD. This roughens the surface to give good bite for the paint. You are then ready to paint. I recommend another coating of primer.**

PAINTING THE E. ALLEN DECOY

You may use any type or solvent base paint you wish. The decoy will not be harmed by solvents. Again, I recommend a coating of primer. A lacquer based primer will “bite” the best into the factory coating.

We use two types of paint: Flat Marine Enamel (FME) and Acrylics. The FME (thinned with paint thinner) tends to “bite” more into the primer and provide a more durable surface for hunting decoys. The Golden Matte Acrylics give us more latitude in color matching and blending to the actual bird. Our “mantle” dekes are painted in acrylics, as are some of the heads of our hunting decoys. We use Golden’s acrylics to obtain our iridescence: mix Bone Black with Interference Green (50-50), then thin with Flow Medium or Flow Release, to “wash” onto the head of the Bluebill, Goldeneye or Mallard over a flat black base. The other interference colors (blue, red, violet) can likewise be mixed with Bone Black for the blending of the head of Buffy Drakes, Ringneck & Lesser Scaup.

EYES

You may find it desirable to install glass eyes. These are available in many colors and sizes or you can buy clear glass eyes and color them to your requirements. An easy alternative, especially for hunting decoys, is to merely paint the eyes, since the detail of the eye & lid are already present. Paint the eye white to give a good base. Then, wash the eye with 2 thin coatings of the color (acrylic) you wish the eye to be, keeping the eye a little on the light side. Place a round black pupil in the middle and accent with a little white at the top to hint of a light reflection. When dry give it 1 or 2 wash coats of an acrylic glossing medium. This will give you a very believable eye.

If you are installing eyes, you will need to determine the size of the eye required (this dimension is given in metric i.e. 10mm, 14mm). The eyes come as a pair with a wire connecting them. Cut this wire, leaving about a half inch attached to each glass eye. Using a spur bit, centered in the decoy’s eye bulge, drill a hole, the appropriate size about 1/4” deep. Mix up some “Bondo” (or plastic wood) and seat the eye in place, without it “bulging” out of the socket. If you removed the lids while drilling, you can fashion eye lids with this adhesive using a brush and lacquer thinner. When painting, you can paint right over the eye and just scrape it off with your fingernail when done.

Your decoy will require a keel. Scuff up the keel slot with a file, and bond the keel in place with epoxy or “Bondo”. If you wish to weight your keel it is easiest to rout a slot in the bottom of the keel and epoxy a river pencil sinker into it. Coat your decoy with a couple mist coats of Testor’s Dull Cote (#1260) and Krylon Matte Finish (#1311) to bring out the iridescence on the head, and you are ready hunt or felt pad it and put it on the mantle..or..mantle it, then hunt it. ...enjoy!



Effective 02/01/07		THE E. ALLEN PREMIUM DECOY	Sample 1 st 3 ea	Head only	4 th & more
	order	DESCRIPTION			
Standard		Bufflehead <i>hen or drake, or sleeper</i>	21.25	7.00	18.25
		Teal-Greenwing <i>hen or drake, breast rester</i>	21.25	7.00	18.25
		Teal-Bluewing	21.25	7.00	18.25
		Scaup- <i>regular,squat,sleeper,breast rester</i>	24.25	8.00	21.25
		Goldeneye <i>hen or drake</i>	24.25	8.00	21.25
		Old Squaw <i>hen or drake - Harlequin</i>	24.25	8.00	21.25
		Woody <i>hen or drake</i>	24.25	8.00	21.25
		Ruddy-One piece (<i>soon-separate body & head</i>)	24.25	8.00	21.25
		Widgeon	24.25	8.00	21.25
		Pintail	24.25	8.00	21.25
		Spoonbill	24.25	8.00	21.25
		Ringneck-Regular & Sleeper	24.25	8.00	21.25
<u>Magnum</u>		Mallard/Black <i>hi head, reg, dabbler, sleeper, cross-head, preener, no head feeder</i>	25.25	8.75	22.75
		Gadwall	25.25	8.75	22.75
		Redhead-dk, <i>hn ,drk.Slpr,Breast Rester & Preener</i>	25.25	8.75	22.75
		Mag. Canvasback <i>reg. or sleeper</i>	25.25	8.75	22.75
		Red Breasted Merganser	25.25	10.00	22.75
<u>Magnum Plus</u>		Common Merganser <i>hen or drake</i>	27.75	11.50	24.50
		Brant <i>regular or swimmer-by Paul Dobrosky</i>	27.75	9.25	24.50
<u>Oversize</u>		Scoter-White Wing	37.50	11.00	32.50
		Scoter-White Wing <i>with Clam</i>	41.15	17.00	35.75
		Scoter-Surf	37.50	11.00	32.50
		Giant Bluebill (Big Blue)	37.50	11.00	32.50
		Giant Oldsquaw-(D & H)-	37.50	11.00	32.50
		Giant Canvasback (Big Can)-by Bud Shell	37.50	11.50	32.50
<u>Super Mag</u>		Eider-Common <i>hen or drake</i>	40.25	12.60	35.25
		Eider-Common w/clam	43.65	16.05	38.75
		Eider-King	40.25	12.60	35.25
		Super Mag. Goldeneye (Big GEE)	40.25	13.75	35.25
<u>Field Decoys</u>		Full Body Stand Up Mallard/Black <i>Regular</i>	38.00	8.75	38.00
		Full Body Stand Up Mallard/Black <i>Feeder</i>	38.00		38.00
<u>Specialty Birds</u>		Mallard-Wing Preener (Solid Body, wing and head are unattached)	38.00	9.25 11.50 x-wings	38.00
in production		Coot-regular- <i>by Bud Shell</i>	25.25	8.75	22.75
in production		Hooded Merganser- <i>D & H-by Tim Bombardier</i>	25.25	8.75	22.75
in production		Mag. Mallard-Capt. Freddie Muhs-reintroduced	25.25	8.75	22.75
in production		Mag, Bufflehead- <i>d & h-by Bomber (Buff-Zilla)</i>	25.25	8.75	22.75
in production		Pacific "Del" Brant (solid body)	27.75	11.50	27.75
in production		Hooded Merganser- <i>D & H-by Graham Price</i>	25.25	8.75	22.75
in production	****	Mag. Buffy-Squat (D & H)- <i>by Gary Hanson</i>	25.25	8.75	22.75
in production	****	Mag. Goldeneye- <i>Drake-byBomber (Ge-Zilla)</i>	27.75	11.50	24.50
in production	****	Mag. Goldeneye- <i>Sleeper byBomber (Ge-Zilla)</i>	27.75	n/a	24.50
in production		Stan. Mallard- <i>by Bud Shell-Reg. & Preener</i>	25.25	8.75	22.75
in production		Standard Can-Regular- <i>by Bud Shell</i>	21.95	8.75	22.75
In production		Giant Harlequin	37.50	11.00	32.50
		Prices subject to change without notice			
		Listed unit pricing includes head and body			03/01/08

THE E. ALLEN DECOY



**TEAL-GREEN WING-DRAKE & HEN
HEN AS BLUEWING**



**GREEN WING TEAL
BREAST RESTER**



**STANDARD BUFFLEHEAD
DRAKE & HEN**



**STANDARD BUFFLEHEAD
DRAKE SLEEPER**



**STANDARD SCAUP (BLUEBILL)
SQUAT (LOW HEAD)**



**STANDARD SCAUP (BLUEBILL)
REGULAR**



**STANDARD SCAUP (BLUEBILL)
BREAST RESTER**



**STANDARD SCAUP (BLUEBILL)
SLEEPER**

THE E. ALLEN DECOY

**GOLDENEYE
HEN & DRAKE**



**GOLDENEYE
DRAKE SLEEPER**



**OLDSQUAW
HEN & DRAKE
(HEN AS HARLEQUIN)**



**WOOD DUCK
HEN & DRAKE**



RUDDY



PINTAIL



WIDGEON



**SHOVELER
(SPOONIE)**



THE E. ALLEN DECOY

RINGNECK



**STANDARD CANVASBACK
-REGULAR-**



**STANDARD MALLARD
REGULAR & PREENER**



**COOT
SWIMMER**



**HOODED MERGANSER
HEN & DRAKE
BY "BOMBER"**



**HOODED MERGANSER
HEN & DRAKE
BY "PRICE"**

**COMMON MERGANSER
HEN & DRAKE**



**STANDARD MALLARD
"WING PREENER"**



**RED BREASTED
MERGANSER**



E. ALLEN DECOY

GADWALL



**MAGNUM MALLARD
REGULAR**



**MAGNUM MALLARD
DABBLER**



**MAGNUM MALLARD
HIGH HEAD**



**MAGNUM MALLARD
CROSS HEAD**



**MAGNUM MALLARD
SLEEPER**



**MAGNUM MALLARD
PREENER**



**MAGNUM MALLARD
NO-HEAD FEEDER**



THE E. ALLEN DECOY



**MAGNUM BUFFY
"BUFF-ZILLA"
HEN & DRAKE**



**MAGNUM BUFFLEHEAD
"SQUAT" - DRAKE**




**MAGNUM BUFFLEHEAD
"SQUAT" - HEN & DRAKE**



**PACIFIC BRANT
"DEL BRANT"**



**MAGNUM CANVASBACK
REGULAR**



**PACIFIC BRANT
"DEL"**



**MAGNUM CANVASBACK
SLEEPER**



**ATLANTIC BRANT
SWIMMER & REGULAR**

THE E. ALLEN DECOY

**MAGNUM GOLDENEYE
GE-ZILLA**



**MAG. GOLDENEYE
GE-ZILLA**



**MAGNUM GOLDENEYE
GE-ZILLA SLEEPER**



**MAG. MALLARD
FIELD REGULAR**



**MAG. MALLARD
FIELD FEEDER**



**MAG. MALLARD-MUHS
HIGH & MEDIUM
BY CAPT. FREDDIE MUHS**



THE E. ALLEN DECOY

**REDHEAD
HEN & DRAKE**



**REDHEAD
BREAST RESTER
DRAKE**



**REDHEAD
SLEEPER**



**REDHEAD
BACK PREENER
DRAKE**



NOTE TEXTURING

RINGNECK - SLEEPER



RINGNECK - SLEEPER



**REDHEAD
BACK PREENER
TEXTURED**



E. ALLEN DECOY



**SUPER MAG. BLUEBILL
"BIG BLUE"**



**SUPER MAG. CANVASBACK
"BIG CAN"**



**SUPER MAG. GOLDENEYE
"BIG GE"**

4. 6. 2000



**SUPER MAG. GOLDENEYE
"BIG GE"**

STANDARD GOLDENEYE

4. 6. 2000



Canvasback Comparisons
Super Mag. Canvasback
Magnum Canvasback
Standard Canvasback





E. ALLEN DECOY



White Wing Scoter
White Wing Scoter w/ Mussel
Surf Scoter (above)



Common Eider-Drake & Hen
Common Eider Drake w/ Mussel
King Eider (below)



*** 2003 *** ** 2003 ***
THE E.ALLEN DECOY

STANDARD MALLARD by BUD SHELL



STANDARD MALLARD-REGULAR

This Standard Mallard is the newest addition to our Rig. The original of this decoy was carved by Earl "Bud" Shell. Bud has been working with us for years and is insightful in his understanding of the bird as well as what is necessary for us from a manufacturing standpoint. He has worked with and refined this pattern through several competitions and it's "just right". This bird almost paints itself and will be a great addition to your rig.

Bud won 2nd in Shooting Stool at Westlake with his Redheads and then won 1st Best of Show at the 2002 Flats Show in the Market Gunner 3-Bird Rig Competition. At the Flats Show, Bud also won 1st & 2nd Best of Show in Market Gunner with his Redheads (Drake & Hen).

The body dimensions are: Length=14 ¼", Width=7", Height=4 ½"
Solid blocks are available by special order

E. ALLEN DECOY COMPANY
LOCK STOCK & BARRELL, INC.
36568 Boyce, Clinton Twp., MI 48035 (office)
Ph: (586) 790-2678, Fx: (586) 790-2653
EM: duckguylsb@juno.com, Web: www.lockstockbarrell.com

THE E. ALLEN DECOY



Hooded Merganser-Drake


The pattern for this Hooded Merganser was carved by Tim Bombardier. Both the drake & hen are now in production and available. This decoy will make a great addition to your rig or mantle.



Coot-Swimmer

Our Coot was carved by Bud Shell. Bud also carved the patterns for our Redhead series.

***** 2004 *** **THE E.ALLEN DECOY***** 2004 *****
Magnum BUFFLEHEAD-“Squat Drake & Hen”



MAGNUM BUFFLEHEAD-SQUAT DRAKE

Mag. Buffy “Squat” is a great addition to our Flock. The original of this decoy was carved by a good friend and hunting partner, Gary Hanson. Gary has been carving, teaching and competing for several decades and has an intuitive understanding of how a decoy must look and above all...ride the water. Both the Drake & Hen (not shown) heads are available.

A couple years ago, he took 1st Best of Show Market Gunner (pool competition) at the ODCCA Show, in Westlake, Ohio with an awesome Drake Old-squaw.

This bird will look great in your hunting rig and lends itself well to modifying into various other positions.

2000THE E. ALLEN DECOY**2000**
MALLARD-WING PREENER-“WPN”



This carving of the Standard Mallard-Wing Preener was carved by Bill Weimer. This active pose will give apparent motion to your rig even when there is no wind or wave motion.

This decoy comes in three parts: body, head and wing. There is also an indent for the tail feathers. You can easily make a “curl” from a piece of a plastic from a trash can lid and bond it into the slot provided. If you do not intend to include a curl, merely fill in the slot with carvable “bondo”.

Bill has been carving and winning for a long time and we are very pleased to be working with him.

The body dimensions of this decoy are: length 15”, width 7 ½” and height 4” at the top of the body and 5” at the wing.

***** 2002 *****THE E.ALLEN DECOY** *** 2002 *****

Magnum Bufflehead-“Buff-Zilla”



MAGNUM BUFFLEHEAD – “BUFF ZILLA”

The original carving for “Buff Zilla” was done by Tim Bombardier, who also carved our Hooded Merganser. Tim is an outstanding carver and has been working closely with us to develop an entire series of Magnum Divers. He is working on a Magnum Goldeneye and Magnum Ringneck that will be available soon.

Buff-Zilla is available in both Drake & Hen. Those who hunt with large decoys will understand the drawing power of this bird alongside the rest of our Magnum & Super Magnum series.

The body dimensions are: Length=13 ½”, Width=7”, Height=4”

***** 2002 *** **THE E.ALLEN DECOY***** 2002 *****
Super Magnum Canvasback-“Big Can”



SUPER MAGNUM CANVASBACK

“Big Can” is the one of the newest additions to our Flock. The original of this decoy was carved by one of our favorite carvers (ok, they’re all our favorite), Earl “Bud” Shell. Bud has been working with us for years and is great in his understanding of the bird as well is what is necessary for us from a manufacturing standpoint.

This bird will look great in your hunting rig and lends itself well to modifying into various other positions.

The body dimensions are: Length=17”, Width=9-1/2”, Height=5-1/2”

****THE E. ALLEN DECOY****
SUPER MAGNUM GOLDENEYE




This carving of the Super Magnum Goldeneye (shown next to our standard Goldeneye) is the latest addition to our E. Allen-Super Magnum-Line of decoys. The original Super Magnum Goldeneye is the first of a series of decoys being carved for us by Hank Garvey from Plum Island, Massachusetts.

Hank has been a good friend of ours for some time and we're very pleased to be working on decoys with him. Hank has numerous awards and best of shows to his credit along with winning 2nd best of show in the Ward World Shooting Rig Competition in 1998 with his 3 White Winged Scoters.

The body dimensions of this decoy are: length 19", width 10" and a height of 6".

*** 2002 *** ****THE E.ALLEN DECOY******* 2002 ***

Pacific Brant-“Del Brant”



We are very proud to announce our affiliation with Del Herbert. Del is truly one of the premier carvers in the world and has captured Best of Shows from the West Coast to the East Coast. Del is known for his love of the Brant & won the 1998 Shooting Stool World Championship with his Brant rig.

Del was one of the featured carvers/painters/instructors at the 2002 Ward World Competition. He taught a 2-day painting seminar during the World Show with this decoy.....provided by The E. Allen Decoy Company and Lock Stock & Barrell.

The body dimensions are:

**Length=15”,
Width=7-1/2”
Height=6”**



E. ALLEN DECOYS
BODY DIMENSIONS

<u>EADC-DEKE SPECS-Body Measurements</u>	<u>Body-Length</u>	<u>Body-Width</u>	<u>Body-Height</u>
Teal	10 1/4	5 1/4	3 1/2
Buffy	11	5 3/4	3 3/4
Bluebill	12	7	4 1/4
Oldsquaw	13 1/2	7 1/2	4 1/4
Goldeneye	14 1/4	7 1/4	4 1/2
Woody	13 1/2	6 1/2	4 1/2
Ruddy	11 1/4	6 1/4	5 1/2
Widgeon	14 1/2	7	4 1/2
Pintail	15	7	4 1/2
Spoonie-Shoveler	12	6	3 1/2
Ringneck	10 1/2	6	4
Stan. Mallard-Reg (Shell)	14 1/4	7	4 1/2
Stan. Mallard-Wing Preeners-WPN	15	7 1/2	4
Standard Canvasback-Shell & Shannon	12 1/2	7	4
Hooded Merg-Bomber	13	6 1/2	4
Hooded Merg-Price	11	6	3 3/4
Redhead	13	7 1/2	5
Gadwall	14 1/4	7	4 1/4
Mag. Buffy * Buff-Zilla*Bomber	13 1/2	7	4
Mag. Buffy-Squat * Hanson	12 1/2	7 1/2	4 1/4
Mag. Goldeneye * GE-Zilla * Bomber	17	8 1/2	5
Magnum Canvasback	13 1/4	8 1/4	4 1/4
Mag. Mallard (7 positions)	16	8	5
R.B. Merganser	15 1/2	7	4 1/4
Common Merganser	18	8	5
Brant-Atlantic * Dobroski	17	8 1/2	5 1/2
Brant-Pacific * Del Herbert	15	7 1/2	6
Giant Bluebill/Redhead-"Big Blue"	17	9 1/2	5
Giant Canvasback-"Big Can" (Shell)	17	9 1/2	5 1/2
Giant Goldeneye-"Big GE"	19	10	6
Scoter-Giant OS-Giant Harlequin	19	9 1/2	5 1/4
Eider	20 1/4	10 1/2	6 1/4
Full Body Field Mallard-Regular	15 1/2	7	7 1/2
Full Body Field Mallard-Feeder	23	7 1/2	6 1/2

SCULL HUNTING VIDEO

We currently have a 2 hour video on hunting using our **BRANT II** 2-man scull boat, the **WHISTLER** 2-man pumpkinseed style layout boat, the **SOUTH BAY SCOOTER** (2-man marsh and layout boat) and the **E. ALLEN DECOYS**. This video includes 2 hours of hunting, set-ups and sculling instructions. You will see scull hunts in good weather and fowl (pun intended) on Goldeneye, Bufflehead, Mallards, Woodies, Bluebills, Merganser, Red-heads and Coot (yes...Coot). We also have a segment on the two-toned brown base camouflage pattern which we have developed through PPG for our marsh hunting.

We have been working with some wildfowl biologists, from the U.S. FISHERIES & WILDLIFE DEPARTMENT, in their studies and collections. They specifically needed to collect actively feeding diver ducks so as to check stomach contents to track their feeding habits and their impact on the Zebra Mussel infestation we have here in Lake St. Clair and Lake Erie. Our **BRANT II** scull boat and our sculling has proven to be the most effective means they have found to harvest these birds. Also included is footage showing how we set up for layout hunts in conjunction with our sculling. We use the sculler and tenders (22' & 18') to set decoys for our **WHISTLER** and **SOUTH BAY SCOOTER**, then pull back to shore or anchorage with the scullers and tenders. We will set decoys out near shore and scull through the decoys when birds land. We also go out sculling on rafts of birds for shooting and to push them for our layout shooters. We will typically have two to three scull boats on shore to lend support and versatility to the hunting. We are featuring our own: **Lou's Guide Service** and **The Covered Gate Outfitters** (our Texas affiliate-dove, quail, ducks, geese, deer, turkey, bass & trout...and more).

The video is VHS format and costs \$25 plus \$6.00 S/H. **Ask for the "Scull Hunt" Video.**

DECOY PAINTING VIDEO-VOL. I-"SIX DRAKES"

This video is a 2 tape set (4 hours) on painting the **E. ALLEN DECOY**. Following a brief introduction we cover: materials needed, overview of decoys available, preparation, assembly & priming. Then we move on to paint six drake decoys: **Bufflehead, Goldeneye, Mallard, Bluebill, Redhead and Canvasback** using our flat marine enamel paints as well as some acrylics. We also show and explain how to keel and rig your decoys for puddle duck hunting and open-water layout shooting with mother lines. You will also get a chance to see some of the other drakes and hens to be shown in subsequent videos. *** This video set gives you a "close-up", almost "hands-on" look at decoys and painting.

This VHS set is \$39.95 plus \$8.00 S/H. **Ask for "Vol. I-Decoy Painting" Video.**

Now available on DVD for the same price (2-disk set).

DECOY PAINTING VIDEO-VOLUME II-"HEN MALLARD"


This new 2 hour video on painting the **E. ALLEN DECOY**, covers the **Hen Mallard**. Following an introduction, we move into an overview of references and the materials you will be needing to complete your decoy. This includes: books, paints, primers, clear coats, marine bondo and brushes. We carry these materials in stock for your convenience. The necessary prep, assembly and re-priming instructions are covered in Vol. IA. This video shows you two painting styles: one shows more detail while the second is very simple. We also give you an overview of all the decoys we carry. This video is another "close-up", "hands-on", "how-to" video brought to you by our own "*Kitchen Table Productions*".

"Thank you for your support"!

This is VHS format and costs \$25 plus \$6.00 S/H. **Ask for "Vol. II-Hen Mallard" Video**

Books by Bruce Burke
Patterns and Painting Reference

\$35 each
If you buy both-\$30 each



Woodworking/Woodcarving
\$4.95 USA

LEARN THE SECRETS OF CREATING REALISTIC DECOYS FROM ONE OF THE BEST KNOWN PATTERN MAKERS

Duck carvers can improve the quality of their work thanks to the guidance of noted artist, Bruce Burk, in this updated portfolio of detailed color patterns and finishing tips and techniques. For those carvers who have difficulty in making their own drawings—or those with limited access to live or mounted birds—the *Ultimate Painting and Pattern Portfolio, Series One* will become a priceless tool in creating award-winning decoys.


Inside, you'll find an introduction that includes advice on photography, color, competitions and working with patterns. This is followed by page after page of full color patterns and detailed paint mixing instructions for the most popular and beautiful dabbling and whistling ducks—drakes and hens—including:

- COMMON MALLARD
- BLACK DUCK
- NORTHERN PINTAIL
- CAROLINA WOOD DUCK
- AMERICAN WIGEON
- GREENS-WINGED TEAL
- BLUE-WINGED TEAL
- NORTHERN CINNAMON TEAL
- GADWALL
- NORTHERN SHOVELER
- FULVOUS WHISTLING DUCK
- BLACK-BELLED WHISTLING DUCK

Also by Bruce Burk:
Decorative Decoy Carver's Ultimate Painting and Pattern Portfolio, Series Two
 The second in the series, this book features additional detailed patterns for duck carvers, including Canvasback, Harlequin, Hooded Merganser and many others.
 ISBN # 1-56523-216-X

Series Two includes:
 • Canvasback
 • Harlequin
 • Lesser Scaup
 • Greater Scaup
 • American Goldeneye
 • Barrow's Goldeneye
 • Ring-necked Duck
 • Ruddy Duck
 • Oldsquaw
 • Hooded Merganser

ISBN # 1-56523-216-X
 9 781565 232161



Woodworking/Woodcarving
\$4.95 USA

THE SECOND BOOK IN THE SERIES TO HELP YOU LEARN THE SECRETS OF CREATING REALISTIC DUCK DECOYS

Duck carvers can improve the quality of their work thanks to the guidance of noted artist, Bruce Burk, in this updated portfolio of detailed color patterns and finishing tips and techniques. For those carvers who have difficulty in making their own drawings—or those with limited access to live or mounted birds—the *Ultimate Painting and Pattern Portfolio, Series Two* will become a priceless tool in creating award-winning decoys.


Inside, you'll find an introduction that includes advice on photography, color, competitions and working with patterns. This is followed by page after page of full color patterns and detailed paint mixing instructions for the most popular and beautiful diving ducks—drakes and hens—including:

- CANVASBACK
- REDHEAD
- LESSER SCAUP
- GREATER SCAUP
- HARLEQUIN DUCK
- AMERICAN GOLDENEYE
- BARROW'S GOLDENEYE
- BUFFLEHEAD
- RING-NECKED DUCK
- RUDDY DUCK
- OLDSQUAW
- HOODED MERGANSER

Also by Bruce Burk:
Decorative Decoy Carver's Ultimate Painting and Pattern Portfolio, Series One
 The first in the series, this book features additional detailed patterns for duck carvers, including Common Mallard, Northern Pintail, Green-Winged Teal, Northern Shoveler and many others.
 ISBN # 1-56523-216-X

Series One includes:
 • Common Mallard
 • Green-winged Teal
 • Black Duck
 • Northern Cinnamon Teal
 • Northern Pintail
 • Harlequin
 • Carolina Wood Duck
 • Northern Shoveler
 • American Wigeon
 • Fulsvous Whistling Duck
 • Green-winged Teal
 • Black-bellied Whistling Duck

ISBN # 1-56523-235-6
 9 781565 232358




Workbench Projects Traditional Hunting Decoys by Mark Costilow

This is an outstanding reference book to get the beginner into carving and painting their own decoys.

Mark takes you from the pattern to the carving process and into painting Bluebills, Redheads and Canvasbacks.

This process is easy to follow and Mark has a knack for making it work well.

Retail Price: \$28
LSB Price: \$25



Carving & Painting Drake Mallard with Tom Matus

This book by Tommy Matus is a great next step in your carving and painting journey. This is an intense book with outstanding reference and instruction. I took a carving and painting class from Tom several years ago and I learned more in those two days than I thought possible. You will learn a lot with this book as Tom's infectious love of carving and painting catches up with you.

Retail Price: \$17.95
LSB Price: \$14.00


Creating "Antique Decoys" With Tommy Matus

This newest offering by Tommy Matus carries you into another realm altogether. You will be walked through the process of creating your own "antique" decoy, giving it that "Old World" look and feel.

You will be introduced to:

- Carving the Decoy
- Aging the Wood
- Preparing the Surface
- Painting the Wood
- Antiquing Techniques

Retail Price: \$19.95
LSB Price: \$18.50





**COLOR HARMONY
BY KEITH MUELLER**

This outstanding painting reference and mixing guide was developed by Keith Mueller, truly one of the greatest carvers and painters in the Country.


You will gleam a wealth of knowledge now and for years to come from this chart and the accompanying reference guide.

Retail: \$29.95
LSB Price: \$25

RIGGING SUPPLIES

We stock the rigging supplies you will need for hunting Puddlers and Divers.

- 1/4" New England Line for Mother Lines
- 1/8" Parachute cord for drop lines (shown)
- Reel Quik & weights for your Puddler Rig (shown)
- Custom Keel-fits E. Allen Mag. Mallards (shown)
- Line Clips 5" S/S (shown)
- Marine Carabeeners-both ends of Mother Lines.
- Mushroom Anchors (8 lb.) for Upwind Mother Line
- Sash Weights for Downwind Mother Line.



**Flat Marine Enamels (FME)
Boat & Decoy Paint**

These *Flat Marine Enamel* (oil based) paints have been used for decoys and boats by generations of hunters in this region. We have a mile long area of waterfront (Lake St. Clair) known as the Nautical Mile. There are more boats in this one mile of lake frontage than any other place in the country. That, on top of the fact that we are an “old world” market hunting area, gives us an advantage in the development of decoy and boat paints. Chris Craft started in this lake and their “roots” began with duck hunting boats and decoys. We are rich in duck history.

All of our paints (**FME**) are manufactured for us, to our color requirements and specifications. These colors are designed to be UV protected and have a **FLAT** finish, perfect for all of your decoy and hunting boat needs. For your convenience, we package these paints in gallons, quarts, pints, ½ pints and ¼ pints. We can also have any color custom blended for you. We are your “one stop shop” for decoy and boat paints. These FME paints are “**primer based**”, meaning that they are self priming, have a high pigment and flattener “load” and can be over-coated easily.

FLAT MARINE ENAMEL (FME)-OIL BASED (recommended for hunting decoys & duck boats)

- | | | |
|-----------------|------------------|--------------------------|
| #1 BLACK | #16 SPEC. BLUE | #27 STARCRAFT CAMO |
| #2 WHITE | #17 BILL BLUE | DARK BROWN |
| #3 BDY BLACK | #18 OLIVE | #28 DEAD GRASS GREEN |
| #4 DARK GRAY | #19 YELLOW/GOLD | #29 HAR. BROWN |
| #5 LIGHTER GRAY | #20 ORANGE | #30 HAR. BLUE |
| #6 D.DARK BROWN | #21 SNOW BILL | #31 DEAD GRASS BROWN |
| #7 LITE BROWN | #22 OS BILL-Pink | #32 OW LIGHT GRAY |
| #8 CHESTNUT | #23 YELLOW | #33 OW MED. GRAY |
| #9 OSS BROWN | #24 RED | #34 OW DARK GRAY |
| #10 OST BROWN | #25 PLUM | #35 O/D GREEN |
| #11 B/D BROWN | #26 STARCRAFT | #36 D/W BROWN |
| #12 BEIGE | CAMO LIGHT | #37 BURNT SIENNA-GA |
| #13 CREAM | BROWN | #38 BURNT SIENNA-JS |
| #14 DARK GREEN | | #39 HMS-Hen Mallard Side |
| | | #40 MLB GRAY |
| | | #41 NAT.GEAR GRAY BASE |
| | | #42 NAT.GEAR MED. BROWN |
| | | #43 NAT.GEAR DARK BROWN |

PRICES

GALLON-\$49.00
 QUART-\$21.75
 PINT-\$16.50
 ½ PINT-\$11.25
 ¼ PINT-\$7.95
 Add 40% for #24-Red



FLAT MARINE ENAMEL (FME)-COLOR CHART

1	Lock Stock & Barrel, Inc. Flat Marine Enamel-Oil Base FME	www.lockstockbarrell.com www.eallendecoys.com duckguylsb@juno.com	
2	11	21	30
3	12	22	31
4	13	23	32
5	14	24	33
6	16	25	34
7	17	26	<ul style="list-style-type: none"> 1. BLACK 2. WHITE 3. BDY BLACK 4. DARK GRAY 5. LIGHTER GRAY 6. D.DK. BROWN 7. LIGHT BROWN 8. CHESTNUT 9. OSS BROWN 10. OST BROWN 11. B/D BROWN 12. BEIGE 13. CREAM 14. DARK GREEN 16. SPEC. BLUE 17. BILL BLUE 18. OLIVE 19. YELLOW/GOLD 20. ORANGE 21. SNOW BILL 22. OS BILL 23. YELLOW 24. RED 25. PLUM 26. STARCRAFT CAMO LIGHT BROWN 27. STARCRAFT CAMO DARK BROWN 28. DEAD GRASS GREEN 29. HAR. BROWN 30. HAR. BLUE 31. DEAD GRASS BROWN 32. OPEN WATER LIGHT GRAY 33. OPEN WATER MEDIUM GRAY 34. OPEN WATER DARK GRAY
8	18	27	
9	19	28	
10	20	29	

We are adding colors on a regular basis and all the colors are not on this chart. Please email us for "up to date" colors and we will be happy to email the chart and new colors to you in a "jpg" file. If there is a color you would like.....that we do not have yet.....send us a sample and we will have it match, give it a name/number and stock it.

Thanks much and let us know how we can be of service.

Lou

Painting an Aluminum or Fiberglass Boat

1. Be sure the boat has been cleaned off well with soap and water to remove all dirt, grease, leaves, grime and all that stuff that accumulates from years of hunting.
2. Lightly solvent wipe things down with a rag and lacquer thinner. This will remove any gasoline, oil or petroleum residues that would mess with your sanding or prevent paint from adhering. When finished with the solvent rag, be sure to let it set out and lose it's solvents before you put it into a closed container or trash can.
3. Sand the entire boat, as required, to remove and/or scuff all the paint. Be sure to remove any loose paint. When sanding a duck boat, I prefer 80-100 grit. It gives better "tooth" and, after all.....it'll help with the dulled surface and paint adhesion. Sanding must be taken into the best previously adhered surface in order to have the new coat of paint hold properly.
4. For Aluminum boat-Spot prime any bare aluminum with ASG Primer (or AG Primer), specifically designed for use on "Aluminum, Stainless & Galvanized". Do not thin AG Primer. A second option would be to prime the entire boat with PPG's Epoxy Primer.
5. For Fiberglass boat-You can go right to the FME as this is a Primer-Based Paint and will serve as it's own primer. If you would like, another option would be to prime with PPG-Epoxy Primer and then follow up with FME.
6. Once the primer has dried (AG, PPG or 1st coat of FME), you can base coat the entire boat, inside and out, with the base coat FME (Flat Marine Enamel-oil based) color of your choice. FME is a "primer based" paint and requires no other primer underneath it on a properly prepared surface. You may use a brush, roller or sprayer. When spraying, the best is an airless sprayer though you can thin slightly with a high quality paint thinner for use in a regular air spray gun. If using the air-feed spray gun, we recommend the top-feed, gravity style of gun. It requires less air and less thinning to get a proper pattern. You will also achieve greater success with a couple thinner coats rather than one thick coat. Thinner coats will cure/dry much faster and more thoroughly....thus, more durable. Secret: "thin, you win".
7. When the base coat is dry (usually overnight in good temps), you may accent with any other FME color you'd like. The options are endless.....match your local vegetation.
8. We have several camouflage patterned paint schemes and colors available.
*Our 2-tone Reed Stripe was developed for the cat-tail marshes & flooded corn. Base coat in Starcraft Camo Light Brown (#26) and reed stripe with an automotive striping brush with Starcraft Camo Dark Brown (#27), thinning #27 on the palette as you work. We developed these colors through PPG specifically for us and Starcraft. You can even "green it up" a bit with Dead Grass Green (#28), O/D Green (#35) or some Olive (#18).
*Our Open Water Gray Pattern is very effective for layout hunting. You can base coat the entire boat with Open Water Medium Gray (#33) or Open Water Dark Gray (#34) and allow to dry. Once dry, over-stripe with a wave pattern of Open Water Light Gray (#32) by cutting the feed pressure down, reducing the size of your pattern to a small area and reducing the feed rate so it will be easy to control. Move the spray gun around in a lazy "wave", walk alongside the boat and "wave" the gun to give the pattern you'd like.

We have pictures of these patterns that we can email to you.

You can create your own color patterns/schemes with any of the FME colors we have. All the decoy and boat paints are TRUE - FLAT MARINE ENAMELS and work well with each other.

Golden Acrylics

We are now a factory direct, stocking dealer for the Golden Artists line of Matte Acrylic Paints. These paints are water soluble when wet but absolutely waterproof when they dry. We have four lines of the Golden's: Interference Colors, Matte Acrylics (M/A), Matte Fluid Acrylics (MFA), & the Hi-Load Matte Acrylics (HLMA). These paints are perfect for our decoy needs. They have the flatness of finish that is desired and the permanence that is required.

Primary painting can be done with the Matte Acrylics (MA), giving you the velvety look that we want in our birds. Detailing can be typically done with the Hi-Load Acrylics. These paints have the maximum amount of pigment that can be held in suspension. They cover very well. If you prefer, all the painting can be done with the Matte Fluid Acrylics.

The Matte Fluid Acrylics (MFA) are "air brush ready", though you can thin them with some airbrush medium and super loaded matte medium for various desired effects. They have the coverage and surface of the Matte Acrylics but are pre-thinned with matte medium for air brushing. You can also use the Matte Fluid Acrylics to paint and detail your entire decoy. These Matte Fluid Acrylics are creamy and flow very well from your brush and thin well for shading, detailing and wet blending.

The interference colors are to be mixed with bone black, in a 50/50 proportion, thinned with some flow aide and then "washed on" over a black base to give the desired iridescence effect to the head of birds like Mallards, Goldeneye, Bluebills, Ringnecks and portions of the Bufflehead.


















































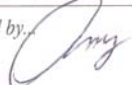
We are also carrying various accessorial materials: Regular Gel, Soft Gel, Matte Medium, Super Loaded Matte Medium, Varnish, Gac 700 and Air Brush Medium. We stock the MFA in 1 oz., 4 oz. & 16 oz. bottles, the MA & HLMA in 4 oz jars, gel in 8 oz. jars, air brush medium in 4 oz. & 16 oz., Gac 700 in 8 oz. & 32 oz. bottles, matte varnish-flow release-retarder in 4 oz. bottles and the interference colors and bone black in 2 oz. tubes. If we don't have the material in the color or size you want, we'll get it for you and then we will stock it.

We are also a factory direct stocking dealer for Testor's Dull Cote. This clear coat is the flattest clear spray we have found on the market. Two mist coats will give you excellent abrasion resistance, water proofing and that flat-velvety look you want for your decoys. You can buy individual cans or entire cases as we are well stocked.

Prices are on our website: www.lockstockbarrell.com

BRUSHES

Along with the paints, we are now stocking brushes from Loew Cornell. We have a good variety in stock and can outfit you with the brushes you need.

					
Antraquinone Blue 5005 Bleu anthraquinone Azul antraquinona 7	Bone Black 5010 Noir animal Negro de hueso 1	Burnt Sienna 5020 Terre de sienne brûlée Tierra de siena tostada 1	Burnt Umber 5030 Terre d'ombre brûlée Tierra de sombra tostada 1	Carbon Black 5040 Noir de carbon Negro carbon 1	Carulean Blue, Chromium 5050 Bleu caruléen chrome Azul cerúleo de cromo 7
					
Chromium Oxide Green 5060 Vert oxyde de chrome Verde óxido de cromo 3	C.P. Cadmium Orange 5070 Orange de cadmium Naranja cadmio 8	C.P. Cadmium Red Dark 5080 Rouge de cadmium foncé Rojo cadmio oscuro 9	C.P. Cadmium Red Light 5090 Rouge de cadmium clair Rojo cadmio claro 9	C.P. Cadmium Red Medium 5100 Rouge de cadmium moyen Rojo cadmio medio 9	C.P. Cadmium Yellow Dark 5110 Jaune de cadmium foncé Amarillo cadmio oscuro 7
					
C.P. Cadmium Yellow Light 5120 Jaune de cadmium clair Amarillo cadmio claro 7	C.P. Cadmium Yellow Medium 5130 Jaune de cadmium moyen Amarillo cadmio medio 7	C.P. Cadmium Yellow Primrose 5135 Jaune primevère de cadmium Amarillo cadmio primulo 7	Cobalt Blue 5140 Bleu de cobalt Azul cobalto 8	Cobalt Green 5142 Vert de cobalt Verde cobalto 4	Cobalt Turquoise 5144 Turquoise de cobalt Turquesa cobalto 8
					
Diarylide Yellow 5147 Jaune diarylide Amarillo diarilato 6	Dioxazine Purple 5150 Pourpre dioxazine Púrpura dioxazina 6	Green Gold 5170 Or vert Oro verde 7	Hansa Yellow Light 5180 Jaune de hansa clair Amarillo hansa claro 3	Hansa Yellow Medium 5190 Jaune de hansa moyen Amarillo hansa medio 3	Jenkins Green 5195 Vert de Jenkins Verde de Jenkins 7
					
Mars Black 5200 Noir de mars Negro de marte 1	Naphthol Red Light 5210 Rouge de naphthol clair Rojo nattof claro 5	Nickel Azo Yellow 5225 Jaune de nickel azo Amarillo de nickel azo 6	Paynes Gray 5240 Gris de Payne Gris de Payne 2	Permanent Green Light 5250 Vert permanent clair Verde permanente claro 4	Phthalo Blue (Green Shade) 5255 Bleu de phthalo (nuance vert) Azul thalo (tono verde) 4
					
Phthalo Green (Blue Shade) 5270 Vert de phthalo (nuance bleu) Verde thalo (tono azul) 4	Phthalo Green (Yellow Shade) 5275 Vert de phthalo (nuance jaune) Verde thalo (tono amarillo) 4	Pyrrrole Red 5277 Rouge de pyrrrole Rojo pirrol 8	Quinacridone Crimson 5290 Carminée de quinacridone Carmesi quinacridona 7	Quinacridone Gold 5300 Or de quinacridone Oro quinacridona 7	Quinacridone Red 5310 Rouge de quinacridone Rojo quinacridona 6
					
Quinacridone Violet 5330 Violet de quinacridone Violeta quinacridona 6	Raw Sienna 5340 Terre de sienne naturelle Tierra de sieia natural 1	Raw Umber 5350 Terre d'ombre naturelle Tierra de sombra natural 1	Red Oxide 5360 Oxyde rouge Óxido rojo 1	Titan Buff 5370 Chamois de titane Crudo titánico 1	Titanate Yellow 5375 Jaune de titanate Amarillo titanado 1
					
Titanium White 5380 Blanc de titane Blanco de titanio 1	Turquoise (Phthalo) 5390 Turquoise (phthalo) Turquesa (thalo) 4	Ultramarine Blue 5400 Bleu d'outremer Azul ultramar 2	Vat Orange 5403 Orange de cuve Naranja de tina 8	Violet Oxide 5405 Oxyde violet Óxido violeta 1	Yellow Ochre 5407 Ocre jaune Ocre amarillo 1
	<p>...for more information... www.goldenpaints.com <i>hand painted by</i> </p>				
Zinc White 5415 Blanc de zinc Blanco zinc 1					

8/98

10135

GOLDEN Matte Acrylics
ARTIST COLORS®

Upper right number is Product Code. Lower right number is Price Series.
This is one of six different hand-painted color charts available.
Contact your supplier for details.



Anthraquinone Blue 2505
Bleu anthraquinone 7
Azul antraquinona 7



Burnt Sienna 2520
Terre de sienna brûlée 1
Tierra de siena tostada 1




Burnt Umber 2530
Terre d'ombre brûlée 1
Tierra de sombra tostada 1




Carbon Black 2540
Noir de carbon 1
Negro carbon 1



Cerulean Blue, Chromium 2550
Bleu de céruleen chrome 7
Azul cerúleo de cromo 7



Chromium Oxide Green 2560
Vert oxyde de chrome 3
Verde oxido de cromo 3




Cobalt Blue 2640
Bleu de cobalt 8
Azul cobalto 8



Diarylide Yellow 2647
Jaune diarylide 6
Amarillo diarylato 6




Dioxazine Purple 2650
Pourpre dioxazine 6
Púrpura dioxazina 6



Green Gold 2670
Or vert 7
Oro verde 7



Hansa Yellow Medium 2690
Jaune de hansa moyen 3
Amarillo hansa media 3



Hansa Yellow Opaque 2691
Jaune de hansa opaque 4
Amarillo hansa opaco 4



Jenkins Green 2695
Vert de Jenkins 7
Verde de Jenkins 7



Naphthol Red Medium 2720
Rouge de naphthol moyen 5
Rojo natfol medio 5



Paynes Gray 2740
Gris de Payne 2
Gris de Payne 2



Permanent Green Light 2750
Vert permanent clair 4
Verde permanente claro 4



Phthalo Blue (Green Shade) 2755
Bleu de phthalo (nuance vert) 4
Azul thalo (tono verde) 4



Phthalo Green (Blue Shade) 2770
Vert de phthalo (nuance bleu) 4
Verde thalo (tono azul) 4



Pyrrole Red 2777
Rouge de pyrrole 8
Rojo pirrol 8



Quinacridone Crimson 2790
Carminée de quinacridone 7
Carnesi quinacridona 7



Quinacridone Magenta 2805
Magenta de quinacridone 7
Magenta quinacridona 7



Raw Sienna 2840
Terre de sienne naturelle 1
Tierra de siena natural 1



Raw Umber 2850
Terre d'ombre naturelle 1
Tierra de sombra natural 1



Red Oxide 2860
Oxyde rouge 1
Óxido rojo 1



Titan Buff 2870
Chamois de titane 1
Crudo titánico 1



Titanium White 2880
Blanc de titane 1
Blanco de titanio 1



Turquoise (Phthalo) 2890
Turquoise (phthalo) 4
Turquesa (thalo) 4



Ultramarine Blue 2900
Bleu d'outremer 2
Azul ultramar 2



Yellow Ochre 2907
Ocre jaune 1
Ocre amarillo 1



Zinc White 2915
Blanc de zinc 1
Blanco zinc 1

...for more information...

www.goldenpaints.com

hand painted by...

Handwritten signature

10155

GOLDEN **Matte Fluid Acrylics**

ARTIST COLORS®

This is one of several hand-painted color charts available. Matte Fluids are a custom product and are not available from all GOLDEN retailers. Call for availability. Number is the Product Code.

© 2000, Golden Artist Colors, Inc • New Berlin, NY 13411 USA • Phone: 607-847-6154

MATTE PAINTS, MEDIUMS & SPECIALTY PRODUCTS-"GOLDEN"- ACRYLICS

* Matte Acrylics (gray lid)	4 oz.	16 oz.		Gels/Medium/Polymer	8 oz.	16 oz.	32 oz.
5010 Bone Black	10.25	26.55		3013 Soft Gel (Matte)	11.95		
5020 Burnt Sienna	10.25	26.55		3030 Regular Gel (Matte)	11.95	18.25	
5030 Burnt Umber	10.25	26.55		3520 Fluid Matte Medium	11.05		
5040 Carbon Black	10.25	26.55		3531 Super Loaded Matte Medium	12.45	20.85	
5070 C.P. Cadmium Orange	21.85			3535 Airbrush Medium	11.05	19.05	
5120 C.P. Cadmium Yellow Lt.	20.15			3970 GAC-700	11.05	19.05	27.05
5140 Cobalt Blue	21.85			3920 GAC-200	11.05	19.05	27.05
5170 Green Gold	20.15			Additives			4 oz.
5180 Hansa Yellow Light	12.35			3580 Retarder	7.50		
5195 Jenkins Green	20.15			3590 Acrylic Flow Release	7.55	12.45	
5210 Naphthol Red Light	15.75			Interference Acrylics			2 oz.
5240 Payne's Gray	11.35			4030 Interference Blue	10.95		
5250 Permanent Green Light	13.15			4050 Interference Green	10.95		
5255 Phthalo Blue/G.S.	13.15			4060 Interference Red	10.95		
5270 Phthalo Green/B.S.	13.15			4070 Interference Violet	10.95		
5340 Raw Sienna	10.25	26.55		Heavy Body Acrylics			2 oz.
5350 Raw Umber	10.25	26.55		1010 Bone Black	6.85		
5360 Red Oxide	10.25						
5370 Titan Buff	10.25						
5380 Titanium White	10.25	26.55					
5400 Ultramarine Blue	11.35						
5407 Yellow Ochre	10.25						
Matte Fluid Acrylics				High Load Acrylics			
	1 oz.	4 oz.	16 oz.		4 oz.		
2520 Burnt Sienna	6.45	13.25	34.60	6010 Bone Black	10.95		
2530 Burnt Umber	6.45	13.25	34.60	6020 Burnt Sienna	10.95		
2540 Carbon Black	6.45	13.25	34.60	6030 Burnt Umber	10.95		
2640 Cobalt Blue	9.00	24.80		6340 Raw Sienna	10.95		
2647 Diarylide Yellow	7.80	20.35		6380 Titanium White	10.95		
2650 Dioxazine Purple	7.80	20.35		6400 Ultramarine Blue	12.95		
2670 Green Gold	8.30	22.45		6407 Yellow Ochre	10.95		
2690 Hansa Yellow Medium	6.95	15.40					
2691 Hansa Yellow Opaque	7.10	16.30					
2695 Jenkins Green	8.30	22.45					
2720 Naphthol Red Medium	7.30	18.85					
2740 Paynes Gray	6.65	14.25					
2750 Permanent Green Light	7.10	16.30					
2755 Phthalo Blue/G.S.	7.10	16.30					
2770 Phthalo Green/B.S.	7.10	16.30					
2805 Quinacridone Magenta	8.30	22.45					
2840 Raw Sienna	6.45	13.25	34.60				
2850 Raw Umber	6.45	13.25	34.60				
2860 Red Oxide	6.45	13.25					
2870 Titan Buff	6.45	13.25					
2880 Titanium White	6.45	13.25	34.60				
2900 Ultramarine Blue	6.65	14.25					
2907 Yellow Ochre	6.45	13.25					
2915 Zinc White	6.45	13.25					
Empty squeeze bottles & top		1.50	4.00				
Empty jars & lid		1.50					
				We are a factory direct stocking dealer for all the Golden Products and specialize in the Matte Paints and Specialty Products.			
				If there is any product that you need, color or size, let us know and we will order and stock it....that's our commitment to you.			
				*15% discount for Golden orders over \$100.			
				Lock Stock & Barrell, Inc. (offices)			
				36568 Boyce, Clinton Twp, MI 48035			
				Ph: (586) 790-2678, Fx: (586) 790-2653			
				website: www.lockstockbarrell.com			
				email: duckguylsb@juno.com			
				MFA-Custom Mixes			
				2oz 4oz			
spcl				Hendrix Brown #7			
				12.00 20.00			
spcl				HMS*1-HenMallardSide			
				12.00 20.00			

catlsb-golden.06

Loew Cornell Brush Prices					
Stock	Stock #	Description	Size	Handle Color	Price
6	7550	Wash	1"	Black-red	\$19.65
6	7550	Wash	3/4"	Black-red	\$14.25
3	7550	Wash	1/2"	Black-red	\$9.25
6	7450	Chisel Blender	6	Black-red	\$6.55
3	7450	Chisel Blender	4	Black-red	\$5.85
6	7020	Ultra Round	6	Black-red	\$10.19
6	7020	Ultra Round	4	Black-red	\$9.15
6	7020	Ultra Round	2	Black-red	\$8.05
3	3600	Oval Wash	3/4"	Blue	\$19.95
3	3500	Comfort Filbert	6	Blue	\$6.65
3	3500	Comfort Filbert	10	Blue	\$9.50
6	3000	Comfort Round	3	Blue	\$4.75
6	797-F	Flat Stain	12	White-blue	\$12.95
6	797-F	Flat Stain	10	White-blue	\$9.95
6	797-F	Flat Stain	8	White-blue	\$8.25
3	797-F	Flat Stain	6	White-blue	\$5.50
3	797-F	Flat Stain	4	White-blue	\$4.25
3	7500	Filbert	4	Black	\$6.85
3	7850	Deerfood Stippler	1/4"	Black	\$9.39
6	7040	Round Stroke	6	Black-yellow	\$9.85
6	7040	Round Stroke	4	Black-yellow	\$9.05
3	Series 4	Duster/Stippler	4	Plain wood	\$3.75
3	Series 4	Duster/Stippler	2	Plain wood	\$3.05
3	J-23	Palette Knife	4"	Stain/varnish	\$5.29
3	40	Trowel	3-3/8"	Stain/varnish	\$4.99

5/4/2006	LC-Brush Retail Prices
-----------------	-------------------------------

PHOTO GALLERY



PHOTO GALLERY



Cinnamon Teal painted by Gary Hanson.
Redhead Drake painted by Bud Shell.
Rest of Decoys painted by Lou Tisch.

PHOTO GALLERY



Hen Mallard painted by Lou Tisch. This is the “prep bird” painted by Lou while he and Bud Shell were preparing for one of the classes they taught. These classes are held at Lock Stock & Barrell, Inc.’s shop. Watch the website for class schedules.



The Hen Canvasback (shown below) was also painted by Lou Tisch as a “prep bird”, getting ready for a painting class taught by Lou and Bud Shell. The original pattern for this decoy was carved by Bud Shell as was the original pattern for the Mallard shown above.



PHOTO GALLERY



This is an E. Allen Drake Harlequin painted by Gary Hanson. Gary is also the fella who carved our Magnum Buffy-Squat, Drake & Hen.

The Harlequin pattern (hen OS) was carved by Keith Mueller. We also have a Super Magnum Harlequin that will be in production very soon. It's the size of our Scoters and the original was carved by Keith Mueller and modified by Gary Hanson for us as the Super Magnum Oldsquaw and Giant Harlequin.



PHOTO GALLERY-BOATS



This Gallery gives you a look at some of the LSB boats and others painted by Lou Tisch for himself and customers. This highlights our Open Water Gray pattern as well as a reed stripe pattern and colors that we developed through PPG for Starcraft. These colors are available in FME (#26 Starcraft Camo Light)(#27 Starcraft Camo Dark) as well as through any PPG Automotive Collision Supply House. You would ask for Delstar (DAR-25682 for the light brown & DAR-25683 for the dark brown). The boat is base coated with #26 & reed striped with #27, using an automotive pin-striping brush.



If doing the Open Water color pattern, base coat your boat with #33 (Open Water Medium Gray) and over stripe it to look like waves, using #32 (Open Water Light Gray) by cutting the feed of your spray gun down low and shrinking the pattern as small as possible. Then “overspray” the entire boat a little to bring everything together.



PHOTO GALLERY-HUNTING SUCCESSES



Above: River Scull with two boats between Michigan and Indiana.
Below: Indiana Scull hunt for Coot ...29 in an hour and a half of sculling. Coot are fun to hunt and great eating.



Above: Lake St. Clair scull hunt for Ruddy. Steve with the results of about 2 hrs. of hunting.
Below: Outer Banks scull by Jeff Bonin and his buddy, Brian, for Bluebills. Results of ONE scull.



Below: Results of one of our Weekend-at-Lou's on Lake St. Clair. We had a bunch of fellas in for a weekend of hunting, both layout and scull hunting for divers and puddlers.



Below: Results from a Sea Duck Hunt for Eider with Keith Mueller in Nantucket Sound, Mass. Gene Chandler and Lou Tisch, also hunting with Paul Dobrosky, Dave Clark. Great Time.



LOU'S GUIDE SERVICE

Excellence in Hunting Equipment & Service

2008/09 Waterfowl Hunting Season

Quality waterfowling with top of the line custom and specialty rigs. Hunt the famous St. Clair Flats, Lake St. Clair and outlying rivers & marshes with Lou Tisch & Brian Tisch.

Hunting the areas where legends were born!

Waterfowling Tools:

Licensed Captain & Guides	Hunting Lodge on Lake St. Clair
Starcraft jon boats, painted PPG camo.colors	Portable one-man body blinds
Starcraft 22' mother & 18' tenders for layouts	Carpeted, padded low profile seats
Lock Stock & Barrell, Inc. scullers and layouts	Comfortable marsh seats
Evinrude & Johnson motors	Full ship-to-shore communication
Quality built & hand-painted decoys	Contest quality calling... AND MORE !!

These **hunting rigs** have been **featured** in "*Gun Dog Magazine*" March/April 1983, *"*Michigan Out-of-Doors*" November 1985, *"*Michigan Out-of-Doors*" November 1988, *"*Michigan Out-of-Doors*" April 1992, *"*Wildfowl*" March/April 1993, *"*Outdoor Life*", Nov. '96, *"*Michigan Out-of-Doors*" TV Show, Feb. '98, *"*Woods N Waters News*", Oct. '98, *"*Michigan-Out-of-Doors*" Magazine, Nov. '98, *"*Waterfowl Magazine*", Nov. 02.

Our **Layout Hunts** are based at our "Hunting Lodge" right on the shores of Lake St. Clair in Anchor Bay. The birds tend to raft up right out in front of our place, so we often use our front porch as a "Mother Boat". Otherwise, we will set up where the birds tend to be working. We know the birds and where to find them. We will also include some scull hunting with the Brant II, as the opportunity presents itself. Our rig typically consists of 2 layout setups along with 2 tenders and a couple scullers available to help make your hunt an unforgettable experience. We do have a video available of our hunting, highlighting our layouts, scullers and the E. Allen Decoys.

Our **Marsh Hunts & Scull Hunts** are run in the famous St. Clair Flats area of Harsen's Island as well as the marshes, bays and open water of Bouviere Bay, Muscamoot Bay and Anchor Bay in Lake St. Clair. These areas are all "...Old World Market Hunting Areas" and are teeming with birds.

Limited bookings are now being taken on a \$100.00 deposit (\$300 deposit for layout hunt). We will be running marsh hunts, layout shoots, and **Scull Hunts** for ducks, geese and coots (yes...COOTS!). Our Michigan season should run from approximately October 7 through December 9, 2008, with a 6 bird bag. There will also be a limited number of **Can Hunts** and late season **Scull Hunts** for **Geese** available in January 2009. **The availability of hunt bookings will be dependent upon hunt-able weather and birds.**

Layout Hunt (four to six people)-\$250 per person

Marsh Hunt/ Scull Hunt-\$300 per person

We are also associated with a South Texas Guide Service (**The Covered Gate Lodge**) in Uvalde. We offer hunting for Ducks, Geese, Quail, Dove, Deer, Rio Grande Turkey as well as fishing for Trout and Bass. We have over 12,000 dedicated acres. Brochures and prices for Texas are available-call.

Lou Tisch-36568 Boyce Drive, Clinton Twp., MI 48035 * Ph: (586) 790-2678 * Fax: (586) 790-2653
Affiliate of **Lock Stock & Barrell, Inc.** e-mail: duckguylsb@juno.com
www.lockstockbarrell.com * www.eallendecoys.com

HELPING YOU ENJOY YOUR SPORT!

GENERAL PRICES

CLEAR COATS & ADHESIVES	PRICES
KRYLON MATTE FINISH (LAC.)	\$ 8.95
LACQUER PRIMER (BLACK)	\$ 9.95
ENAMEL PRIMER (GRAY)	\$ 9.95
MARINE RIGID "BONDO"-QT.	\$18.95
MARINE RIGID "BONDO"-PT.	\$11.95
MARINE RIGID "BONDO"1/2PT.	\$ 7.95
Marine "Bondo" is available in Mahogany Carvable & Rigid White at the same price & includes hardener	
TESTOR'S DULL COTE-FLAT(3 oz)	\$ 4.69
TESTOR'S DULL COTE-AVAIL. CASE LOTS	
TEXTURING COMBS (set of 2)	\$ 9.95
SCREW SETS (doz)(3"-4"galv)(ss wshrs)	\$ 5.95
GLOSS MEDIUM (4 oz)	\$ 9.95
REEL QUIKS & WEIGHTS	\$ 4.95



LOCK STOCK & BARRELL, INC. * 36568 Boyce Drive, Clinton Twp., MI 48035-1420

Phone: (586) 790-2678 Fax: (586) 790-2653 e-mail: duckguylsb@juno.com

CATLSB05-BOAT.PRC05J (updated 10/01/05)

Date _____

MR. _____ MISS _____
 MRS. _____ MS _____

STREET ADDRESS _____ APT.NO. _____

CITY _____ STATE _____ ZIP _____

PHONE NUMBER (in case we have a question about your order) _____

HOW MANY	NAME OF ITEM	PRICE EACH	EXTENTION
	*BRANT I-(1 man sculler) Assembled	\$2795.00	
	*BRANT I-Kit (LESS FOAM)	\$2095.00	
	*BRANT II-(2 man sculler) Assembled & BRANT II-X	\$3195.00	
	*BRANT II-Kit & BRANT II-X-KIT	\$2645.00	
	*SOUTH BAY SCOOTER-Assembled	\$3295.00	
	*SOUTH BAY SCOOTER-Kit (LESS FOAM)	\$2645.00	
	**WHISTLER-(2 man layout-Assembled)	\$3695.00	
	**WHISTLER-LAYOUT-Kit (LESS FOAM.FLOOR.BACKREST)	\$2695.00	
	SCULLING OAR-ASH. . (8'6")	\$ 250.00	
	MARSH BLIND/DECK COVER w/ MATS FOR BRANT II	\$ 650.00	temp.n/a
	MARSH BLIND/DECK COVER FOR SOUTH BAY SCOOTER	\$ 650.00	
	SPRAY DODGER FOR THE BRANT II	\$ 275.00	
	VIDEO-HUNTING (BRANT II, WHISTLER,SBS.E.ALLEN.LGS,CGL)	\$ 25.00	
	VIDEO-DECOY PAINTING-VOL.I-"6 DRAKES" & PREP-DVD	\$ 39.95	
	VIDEO-DECOY PAINTING-VOL.II-"HEN MALLARD"(2 styles)	\$ 25.00	
	VIDEO-ASSEMBLY (BRANT II)	\$ 35.00	
	VIDEO-ASSEMBLY (SOUTH BAY SCOOTER)	\$ 35.00	
	VIDEO-ASSEMBLY (WHISTLER) (2 TAPE SET)	\$ 42.00	
	VIDEO-SCULLING ONLY (10 minute instructions)	\$ 20.00	
	KEELS FOR DECOYS-STANDARD SIZE (weighted, add \$10.00)	\$ 10.00	
	KEELS FOR DECOYS-LARGE SIZE (scoter/eider)(weighted, add \$15)	\$ 18.00	
	6' GOOSE DECOY/BLIND (fiberglass)("kit)	\$ 295.00	
	6' GOOSE DECOY/BLIND (FINISHED)	\$ 450.00	
	KEITH MUELLER'S -COLOR HARMONY & MIXING GUIDE	\$ 29.95	Sale \$22.00 Special 0804
	NOR-VISE (ROTARY VISE SYSTEM)	\$ 295.00	
	EXTRA SPOOLS FOR AUTOMATIC BOBBIN (PKG OF 3)	\$ 10.00	
	CLIPS-5" SIZE FOR MOTHER LINES (SS) PER DOZEN =	\$ 15.00	
	MOTHER LINE (1/4" NYLON) (rec.125+ ft.) PER FOOT	\$ 0.34	
	MARINE RIGID PUTTY ("BONDO")(incl.cat.) PER PINT =	\$ 11.95	
	MARINE RIGID PUTTY ("BONDO")(incl.cat.) PER QUART =	\$ 18.95	
	PAINTED DECOYS-(SAMPLES) DRAKES STARTING @	\$ 105.00	
	PAINTED DECOYS-(SAMPLES) HENS STARTING @	\$ 115.00	
	PAINTED DECOYS-(IN DOZENS)(8d/4h)(start @PER DOZEN(+keels)	\$ 1000.00	
	TEXTURING COMBS (SET OF 2)	\$ 9.95	
	REEL QUIK (ANCHOR SYS.)(INC. 8 oz. RUBBERIZED WT.)	\$ 4.95	
	DECORATIVE DECOY DESIGNS-VOL.I-PUDDLERS-by Bruce Burk	\$ 35.00	back in print-new format
	DECORATIVE DECOY DESIGNS-VOL.II-DIVERS-by Bruce Burk	\$ 35.00	back in print-new format

PACKING AND GUARANTEED DELIVERY

Orders to be shipped within the USA (48 states), to EACH shipping address, please add:

Orders to \$50.00.....\$ 8.00-\$12.50 (wt. & distance dependant)
 Orders \$50.01 to \$100.00.....\$ 12.50-\$20.00 (wt. & distance dependant)
 Orders \$100.01 to \$500.00.....\$ 20.00 to \$ 70.00+ (wt. & vol. dependent)

*******(cost may vary due to volume and weight)*** (figure about 10%-15%+ for S/H/Bx/Res/Ins)**

*CRATING COST=\$250.00 **CRATING COST=\$300.00 DELIVERY

MERCHANDISE

TOTAL

ADD FOR:

CRATING &

PACKING

MICHIGAN RESIDENTS PLEASE ADD 6% SALES TAX

***** TOTAL AMOUNT DUE

(MASTER CARD, VISA, DISCOVER, CHECK, MONEY ORDER)

CC TYPE _____ NUMBER _____ * _____ * _____ * _____ EXPIRATION DATE ____ / ____ / ____

Print name as it appears on the card:

Card Holder Signature _____

